



Report on Student Feedback and Analysis

For the Period: 2017-18

Introduction: Student Feedback is one of the mandatory criteria set by National Assessment and Accreditation Council (NAAC). It is also a pre-qualifier for Assessment and Accreditation of the institution. This survey primarily focuses on Academic Performance and ambience of the institution from students. It collects in-depth data of a student’s regarding the teaching learning evaluation of the college. The process involves the questionnaire provided by the IQAC of the institution. The survey includes eight parameters in the questionnaire. After going through the question set, one understands that the feedback collected from students is definitely useful for the streamlining the services offered to students. The results of the survey summarize below..

Objective of the survey: The objective of the survey is to collect constructive feedback from the students of the institution for imparting curricular as well as teaching learning effectiveness. The responses will assist the institution in its endeavour to straighten all aspects of teaching learning. This particular survey was conducted to measure the student’s level of satisfaction on their experiences with JN college, Boko covering all the aspects in the areas listed below:

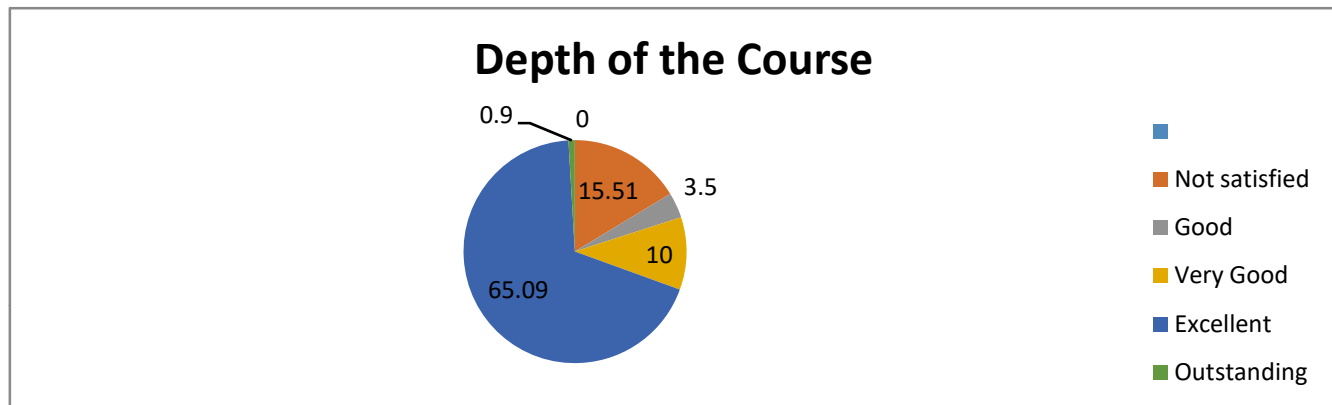
- Teaching-Learning Process
• Curricular aspects
• Library Accessibility
• Extent of Effort required by the students
• Overall rating of the institution.

Methodology: Students feedback was conducted among the students of the college through blended mode. The questionnaire has been framed based on multiple aspects of the college that can help the management to streamline services. The result of this survey is based on the response of the students. The responses collected from student’s responses were fed to an excel sheet designed for the analysis. The responses were subsequently analysed and outcome of the analysis is presented in the form of pi diagram.

Findings of the report: The responses given by the students for the questionnaire
Analysis of Student Feedback in % for the Session 2017-18

Analysis of Student Feedback in % for the Session 2017-18

Table with 6 columns: Parameters, Not satisfied, Good, Very Good, Excellent, Outstanding. Row 1: Depth of the Course, 15.51, 3.5, 10, 65.09, 0.9



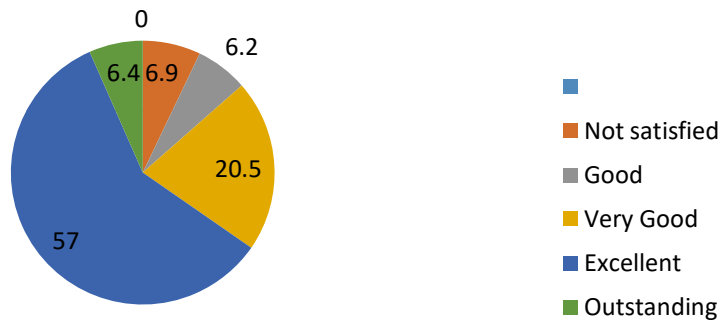
<i>Parameters</i>	<i>Not satisfied</i>	<i>Good</i>	<i>Very Good</i>	<i>Excellent</i>	<i>Outstanding</i>
<i>Extent of coverage of Courses</i>	11	5.4	18.3	50	7.8

Extent of coverage of Courses



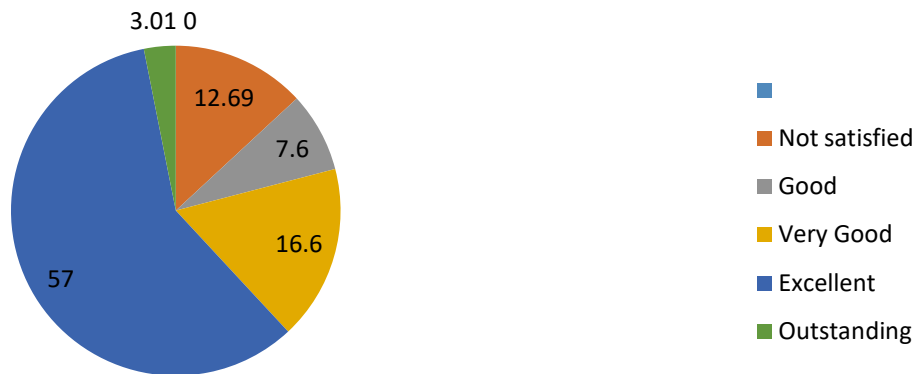
<i>Parameters</i>	<i>Not satisfied</i>	<i>Good</i>	<i>Very Good</i>	<i>Excellent</i>	<i>Outstanding</i>
<i>Relevance to the real life situation</i>	6.9	6.2	20.5	57	6.4

Relevance to the real life situation



<i>Parameters</i>	<i>Not satisfied</i>	<i>Good</i>	<i>Very Good</i>	<i>Excellent</i>	<i>Outstanding</i>
<i>Learning Value</i>	12.69	7.6	16.6	57	3.01

Learning Value




Parameters	Not satisfied	Good	Very Good	Excellent	Outstanding
Clarity Relevance of Text Book	7.61	18.06	19.23	50.01	5.01

Clarity Relevance of Text Book



Parameters	Not satisfied	Good	Very Good	Excellent	Outstanding
Library Aaccessibility	10.98	15.6	14.3	50.92	5.2

Library Aaccessibility

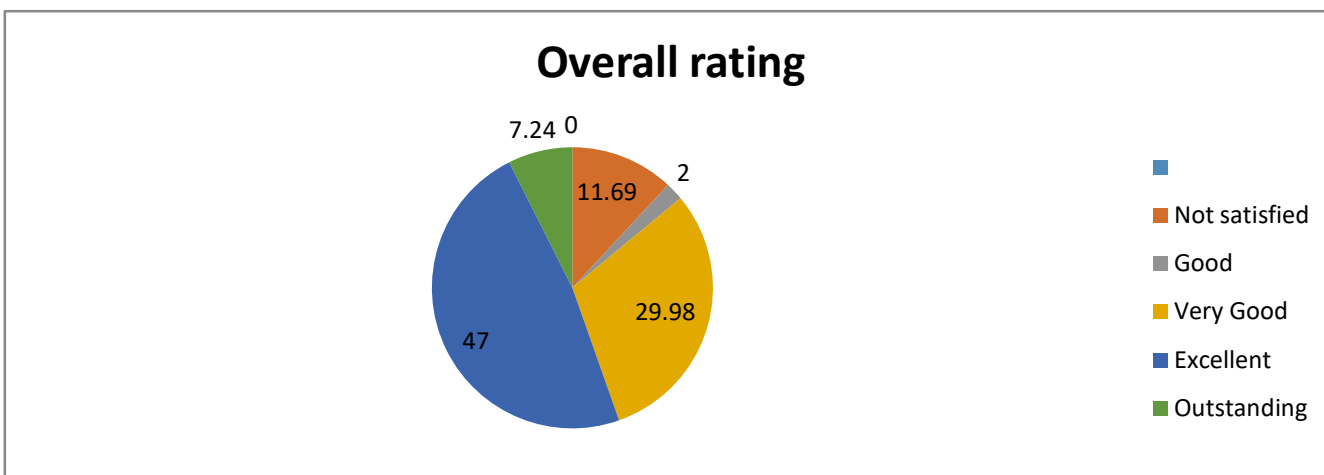


Parameters	Not satisfied	Good	Very Good	Excellent	Outstanding
Extent of Effort required by the stude	15.34	14	26.08	40.56	4.02

Extent of Effort required by the students



<i>Parameters</i>	<i>Not satisfied</i>	<i>Good</i>	<i>Very Good</i>	<i>Excellent</i>	<i>Outstanding</i>
Overall rating	11.69	2	29.98	47	7.24



Analysis of Students Feed Back

The IQAC has carried out Student Feedback and accumulated data from students based on 08 primary parameters which are good indicators of the overall environment of the college. The Student Feedback is very essential to assess the status of the environment from the perspective of students who are the most important stakeholder of the college.

Although the analysis of the student feedback clearly shows students' satisfaction with their courses- in depth of the courses with 65.09%, with 50% in coverage of courses and applicability of the courses in real life situation with 57% shows clear indication of a healthy teaching-learning environment. Further Learning value of the students regarding knowledge, concept, manual skills, analytical ability and broadening perspective are seems to be excellent with 57%. The college continues to endeavour in its effort to maintain this environment and introduce improvement measures in coming days. Regarding library textual reading materials with 50.01% and additional sources materials with 50.92 % of the students seem to be excellent. The college library will have to take necessary steps so that majority of students can access the library resources easily and effectively. Also 40.56 % students express their need of extent of effort in teaching and learning processes of the college. This overall rating of the students with 47% are found to be excellent on total 8 primary parameters which are good indicators of the overall teaching learning environment of the college

SYMBOL OF STUDENT FEED BACK FORM

QUESTIONNAIRES FOR FEEDBACK FROM STUDENTS JAWAHARLAL NEHRU COLLEGE, BOKO

Programme: BA / BSC

Semester: 5th.....

Department: MATHEMATICS.....

Year:.....

Students are required to rate the courses on the following attributes using the 5- point scale shown. The format given is for one course. Do the same for other courses on separate page.

Not Satisfactory	Good	Very Good	Excellent	Outstanding
A	B	C	D	E

Parameters	Not Satisfactory	Good	Very Good	Excellent	Outstanding
1. Depth of the course content Including project work if any (পাঠ্যক্রমৰ বিষয়বস্তুৰ গভীৰতা (প্ৰকল্প সহিতে যদি আছে))				✓	
2. Extent of coverage of course (পাঠ্যক্রমত অন্তর্ভুক্ত বিষয়বস্তুৰ পৰিসৰ)		✓			
3. Applicability/ relevance to real life situations (বাস্তৱ জীৱনৰ পৰিৱেশৰ ক্ষেত্ৰত প্ৰযোজ্যতা/ প্ৰাসংগিকতা)				✓	
4. Learning value (in terms of knowledge, concept, manual skills, analytical abilities and broadening perspectives) (শিক্ষণ মূল্য (জ্ঞান, ধাৰণা, নিপুণতা, বিশ্লেষণাত্মক দক্ষতা আৰু দৃষ্টিভঙ্গী প্ৰসাৰৰ ক্ষেত্ৰত))			✓		
5. Clarity and relevance of textual reading material (পাঠ্যপুথি সমূহৰ স্পষ্টতা আৰু প্ৰাসংগিকতা)			✓		
6. Relevance of additional source material (Library) (অতিৰিক্ত উৎস, যেনে প্ৰহাৰাগাৰৰ প্ৰাসংগিকতা/ নিৰ্ভৰযোগ্যতা)		✓			
7. Extent of effort required by students (ছাত্ৰ-ছাত্ৰীয়ে পাঠ্যক্রম আয়ত্ব কৰিবলৈ প্ৰয়োজন হোৱা প্ৰচেষ্টা)			✓		
8. Overall rating (সামগ্ৰিক মূল্যায়ন)				✓	

Tapan

(Dr Tapan Dutta)

Principal

Jawaharlal Nehru College, Boko

Principal
Jawaharlal Nehru College
Boko